

Zambia National Equestrian Federation



DRESSAGE and DRESSAGE GRADING RULES 2024

TABLE OF CONTENTS

Preamble	3
FEI Code of Conduct for the Welfare of the Horse	3
1. Definition of a Dressage Competition	6
2. Events and Competitions	6
3. Athlete's Categories	6
4. Tests	7
5. Participation and Eligibility	7
6. Show Entries, Programmes, Withdrawals	8
7. Grading	8
8. The Event Arena	9
9. Execution of Tests	10
10. Judge's Test Sheets	11
11. Prize Giving	13
12. ZANEF Premier Events	13
13. End of Year Awards	13
14. Federation Executive Committee Powers	13
15. Liability	13
16. Athlete's Dress Code	14
17. Permitted Saddlery and Tack	15
18. Prohibited Saddlery In Arena	16
FEI Guidelines	17

PREAMBLE

Although these Rules set out the detailed rules of the National Federation, they must be read in conjunction with the ZANEF Constitution, the ZANEF General Regulations, the ZANEF Veterinary Regulations. Every eventuality cannot be provided for in these Dressage Rules. In any unforeseen or exceptional circumstances, it is the duty of the Ground Jury or the relevant person or body to make a decision in a sporting spirit, by approaching as near as possible the intention of the Dressage Rules as well as those of the FEI. Should there remain any omissions in the Dressage Rules, such omission shall be interpreted in a manner compatible to the fullest extent with the other provisions of these Dressage Rules, the FEI Dressage Rules, and sporting spirit.

It is the responsibility of individuals to make themselves aware of these Rules, ZANEF Rules and Regulations and all other Rules relevant to events held in Zambia. *The Dressage Rules apply to ALL RIDERS who compete at Graded / Affiliated events, regardless of the Level of Rider.*

FEI CODE OF CONDUCT FOR THE WELFARE OF THE HORSE

The FEI requires all those involved in international equestrian sport to adhere to the FEI Code of Conduct and to acknowledge and accept that at all times the welfare of the Horse must be paramount. Welfare of the Horse must never be subordinated to competitive or commercial influences. The following points must be particularly adhered to:

1. General Welfare:

a) Good Horse management.

Stabling and feeding must be compatible with the best Horse management practices. Clean and good quality forage, feed and water must always be available.

b) Training methods.

Horses must only undergo training that matches their physical capabilities and level of maturity for their respective disciplines. They must not be subjected to methods which are abusive or cause fear.

c) Farriery and tack.

Foot care and shoeing must be of a high standard. Tack must be designed and fitted to avoid the risk of pain or injury.

d) Transport.

During transportation, Horses must be fully protected against injuries and other health risks. Vehicles must be safe, well ventilated, maintained to a high standard, disinfected regularly and are driven by competent personnel. Competent handlers must always be available to manage the Horses.

e) Transit.

All journeys must be planned carefully, and Horses allowed regular rest periods with access to food and water in line with current FEI guidelines.

2. Fitness to compete:

a) Fitness and competence.

Participation in Event must be restricted to fit Horses and Athletes of proven competence. Horses must be allowed suitable rest period between training and Events; additional rest periods should be allowed following travelling.

b) Health status.

No Horse deemed unfit to compete may compete or continue to compete, veterinary advice

must be sought whenever there is any doubt.

c) Doping and Medication.

Any action or intent of doping and illicit use of medication constitute a serious welfare issue and will not be tolerated. After any veterinary treatment, sufficient time must be allowed for full recovery before Event.

d) Surgical procedures.

Any surgical procedures that threaten a competing Horse's welfare or the safety of other Horses and/or Athletes must not be allowed.

e) Pregnant/recently foaled mares.

Mares must not compete after their fourth month of pregnancy or with foal at foot.

f) Misuse of aids.

Abuse of a Horse using natural riding aids or artificial aids (e.g., whips, spurs, etc.) will not be tolerated.

3. Events must not prejudice Horse welfare:

a) Event areas.

Horses must be trained and compete on suitable and safe surfaces. All obstacles and Event conditions must be designed with the safety of the Horse in mind.

b) Ground surfaces.

All ground surfaces on which Horses walk, train or compete must be designed and maintained to reduce factors that could lead to injury.

c) Extreme weather

Events must not take place in extreme weather conditions that may compromise welfare or safety of the Horse. Provision must be made for cooling conditions and equipment for Horses after competing.

d) Stabling at Events.

Stables must be safe, hygienic, comfortable, well-ventilated and of sufficient size for the type and disposition of the Horse. Washing-down areas and water must always be available.

4. Humane treatment of Horses:

a) Veterinary treatment.

Veterinary expertise must always be available at an Event. If a Horse is injured or exhausted during an Event, the Athlete must stop competing and a veterinary evaluation must be performed.

b) Referral centres

Wherever necessary, Horses should be collected by ambulance and transported to the nearest relevant treatment centre for further assessment and therapy. Injured Horses must be given full supportive treatment before being transported.

c) Event injuries.

The incidence of injuries sustained in Event should be monitored. Ground surface conditions, frequency of Events and any other risk factors should be examined carefully to indicate ways to minimise injuries.

d) Euthanasia.

If injuries are sufficiently severe a Horse may need to be euthanized on humane grounds by a veterinarian as soon as possible, with the sole aim of minimising suffering.

e) Retirement.

Horses must be treated sympathetically and humanely when they retire from Event.

5. Education:

The FEI urges all those involved in equestrian sport to attain the highest possible levels of education in areas of expertise relevant to the care and management of the Event Horse. This Code of Conduct for the Welfare of the Horse may be modified from time to time and the views of all are welcomed. Particular attention will be paid to new research findings and the FEI encourages further funding and support for welfare studies.

ACRONYMS

AGM	Annual General Meeting
SGM	Special General Meeting
NSCZ	National Sports Council of Zambia
USDF	United States Dressage Federation
WDC	World Dressage Challenge
DWC	Dressage World Challenge
7NC	7 Nations Dressage Challenge

1. Definition of a Dressage Competition

A dressage event is composed of one or more classes between individual mounted competitors, performing specified dressage tests.

These Rules apply only to Events affiliated to the Zambia National Equestrian Federation (ZANEF). Federation Equestre Internationale (FEI) Rules will apply to FEI Tests and FEI events. The 7 Nations Dressage Challenge Rules apply to 7 Nations tests and 7 Nations events.

2. Events and Competitions

National Events

All affiliated dressage events and qualifiers.

These events are open to all registered members of ZANEF

International Events

- FEI Dressage World Challenge
Open to horse/rider combinations who have ridden and qualified at test levels required by the FEI Dressage World Challenge Rules.
- 7 Nations Dressage Challenge
Open to horse/rider combinations who have ridden and qualified at the test levels as required by the 7 Nations Dressage Challenge Rules
- ACES Dressage Challenge
This is a continental competition and open to all horse/rider combinations qualified to participate in the FEI DWC and 7 Nations Dressage Challenge.
The scores obtained in the FEI DWC and 7 Nations DC are combined, on paper, for ranking. No additional tests have to be ridden.

3. Athletes' Categories

All athletes have to be registered with ZANEF to be able to participate in ZANEF affiliated Events. These include FEI and ZANEF funded training clinics. (See ZANEF Constitution – 4.2)

Upon registration, all riders will be placed in the Child, Junior and Adult age categories.

There are no restrictions on the heights of Horses that may be ridden in Adult, Junior and Child events-

3.1 Age Categories for National Classes (USDF Dressage tests)

Child Rider: 0 to the end of the year they turn 11.

Junior Rider: From the beginning of the year in which they turn 12 to the end of the year they turn 17

Adult Rider: From the beginning of the year, they turn 18 to retirement

3.2 Age Categories for International Events

3.2.1 FEI Dressage World Challenge

FEI Intermediate I	–	16 yrs. of age and above
FEI Prix St-Georges	–	16 yrs. of age and above
FEI Challenge Senior II	–	16 yrs. of age and above
FEI Challenge Senior I	–	16 yrs. of age and above
FEI Challenge Youth	–	12 yrs. to 16 yrs. of age

3.2.2 The 7 Nations Dressage Challenge

FEI Elementary	-	Adult: 17 yrs. and above
	-	Junior: 12 yrs. to 16 yrs. of age
	-	Child: to the end of 11 th yr.
FEI Preliminary	-	Adult: 17 yrs. and above
	-	Junior: 12 yrs. to 16 yrs. of age

- Child: to the end of 11th yr.

3.3 Open Riders

Open riders are those who have competed at DSA **Elementary Medium (2023 and prior) and Third Level (2024 onwards)** and above as well as FEI Level Senior 2 and above.

'Open' athletes may compete in Training Level classes but will only be awarded 95% of the score gained at these levels for the purpose of prize giving. The horse will gain grading points on the full percentage awarded by the Judge.

If competing in a Training level test, 'Open' athletes must declare they are 'Open' athletes to the Organizing Committee in advance of the event.

A list of Open Riders is published at the same time as the Grading list.

3.4 Standard level Riders:

Those riders who have not yet competed at Elementary Medium, Third Level and above and FEI Senior 2 and above in any country of residence

3.5 Introductory Level

Introductory level riders and horses do not have to be registered with the Federation.

4. Tests

National Level Tests

Introductory Level	Training Level
First Level	Second Level
Third Level	Fourth Level

FEI Tests (Events held Zambia)

Youth	Senior I
Senior II	Prix St George
Intermediate 1	

5. Participation and Eligibility.

National Dressage events will include USDF test as well as FEI DWC and 7 Nations DC tests as qualifiers and are open to all horses and riders registered with ZANEF.

5.1.1A Horse may compete in a class one level above its registered grade. Any points gained will be registered in the Horse's registered grade.

5.1.2 A Horse may compete in a grade one level below its registered grade but will only be awarded 95% of the score gained at this level.

5.1.3 Horses are eligible to compete in a grade if they have reached the standard for that grade on the eve of the closing date of entries for the event, and/or one grade above only.

5.1.4 A Horse /athlete combination may not compete in more than two ~~DSA~~ grades at any one event unless otherwise provided for in the schedule.

5.1.5A Horse/athlete combination may not compete in more than two tests per day.

5.1.6 From Fourth Level and above, at the rider's discretion they are allowed to compete in more than one class at the same level each day. For purposes of Lusaka Derby & National Championships placings will be awarded FOR the top two tests over the weekend to ensure fairness. See National Championships Rulings see 28.1.

5.1.7 A Horse may be ridden by only one athlete in a day. The exception to this rule is in FEI Classes, as per the FEI World Dressage Challenge

5.1.8 All Horses must be registered with the Federation to compete in events under the auspices of the Federation or FEI.

5.1.9 If a Horse/athlete combination is deemed dangerous or unsafe by the President of the Ground Jury or Organizing Committee he/she reserves the right to remove the Horse and athlete from the arena, warm-up area, and possibly the Event.

5.2 The FEI Dressage World Challenge and 7 Nations Dressage Challenge events are open to:

Horse/ rider combinations who have achieved 60% or higher in the FEI test in which the athlete is competing, and on at least 2 occasions, with points awarded by at least 2 different judges. If too few athletes qualify at this

percentage, the Federation may at its discretion, reduce the percentage to no lower than 55 %. The same applies to 7 Nations Challenge events.

b.If a Horse fails to qualify for a FEI event in its registered grade but achieves at least 55% in at least 2 tests judged by different judges, it will automatically qualify to compete in the grade below.

c.The following will apply once qualified for a FEI Dressage World Challenge and 7 Nations Dressage Challenge event where a maximum of 40 starters are allowed:

- i. FEI DWC Challenge combinations will be awarded entries first.
- ii. 7 Nations Dressage Challenge Elementary horse/rider combinations will be awarded entries after all qualified FEI DWC combinations have been entered.
- iii. The remainder of the available places will be for the 7 Nations Dressage Challenge Preliminary riders.
- iv. In the event of more rider qualifying that is allowed as per the Event ,ZANEF will make a special request to the FEI in order to increase the number of starters.

6. Show Entries, Programme and withdrawals

6.1 Entries

The process of entering events will be guided by the Organizing Committee. It is the responsibility of the owner to see that a Horse is entered in its correct grade.

6.2 Show programme

A list of starters and approximate times should be sent to competitors the day before the event to help athletes to make their preparations.

6.3 Show withdrawals

6.3.1 Once a competitor's entry has been accepted, it will be assumed that he/she intends to take part. Competitors must therefore declare their intention to withdraw at least 24 hours before the event **or before the draw of starters takes place.**

6.3.2 The Organizing Committee will decide if a refund for show fees is merited to a competitor who withdraws after the close of entries.

7. Grading

7.1 Records

7.1.1 The Federation will grade and maintain an electronic database for the performance records of all registered Horses and Athletes in all forms of dressage tests so that Horses and athletes compete in their correct grade.

7.1.2 Organizing Committees should record the results of tests ridden on Dressage Result Sheets, and e-mail the results to the ZANEF Dressage Representative within 5 calendar days of the event. The Organising committee will also be responsible for opening show entries on the ZANEF Platform and entering the results of the event on the platform within 5 calendar days of the conclusion of the event.

7.1.3 It is the responsibility of the horse owner, rider, legal guardian or Person Responsible for the Horse to ensure that the Horse competes in its registered grade and/or one level higher, with the exception of the Preliminary classes which are open to all registered members

7.2 Introductory Level

USDF Introductory Tests will not **GAIN POINTS** and are open to child riders only. Once a child / horse combination has won these classes twice, they are no longer eligible to enter these classes. However, points gained at USDF Training level will be recorded for the purposes of GRADING

7.3 Horses gain grading points in their registered grade on a percentage basis. A Horses will accumulate points in their grade on the following scale:

Percent	Points
60 and under 65	1
65 and under 70	2
70 and under 75	3
75 and above	4

7.4 Up-grading

Horses and athletes will be upgraded on

1st of March;

1st of June;

1st of September; and

1st of February

by the Dressage Representative once the maximum number of points has been earned, or immediately after the event if they have earned enough points, upon written request from the owner.

Once a Horse gains ten points at Training Level, the owner can request, in writing, to be upgraded to First level. Once a Horse gains ten points at First level, it can be upgraded to the next consecutive level, and so on.

A Horse will be automatically upgraded to the next consecutive grade on the:

1st of March

1st of June

1st of September

when it accumulates points in its registered grade on the following scale:

Grade	Points
Training Level	35
First Level	40
Second Level	60
Third Level	70
Fourth Level	70

7.5 Horse registration

a. Re-grading

Re-grading is when a horse/ pony already registered with, and graded by ZANEF, is sold on to a new owner. The new owner may apply in writing to the Committee for a re-grading, and if successful, they will be re-graded.

Fees as per ZANEF Payment Table.

b. New Registrations

“New Registration” is for horses and ponies imported or for horses and ponies that have never been registered or graded by ZANEF

A data file will be opened with the first registration of the Horse. The Horse will automatically be placed in its eligible grade. Subsequently, the owner can apply for Re-grading’ if required.

Horses from other National Federations being registered in Zambia for the first time shall be registered in the grade or equivalent grade in which they were registered with their last Federation. It is the duty of of the owner to provide grading records. All such registrations shall be registered in the grade they were last registered in with 0 points. Fees as ZANEF Payment Table.

c. Lapsed Registration

When a Horse is re-registered after a lapsed registration for one year, it will be registered in the last registered.

. Fees as per ZANEF Payment Table

8 The Event Arena

The arena shall be set up where spectators or other objects, as far as possible, should be outside the 10-metre limit. Indoor arenas should comply as far as possible to the spirit of this rule.

8.1 Arena Familiarisation

If the footing in the event arena is not the same as that of the warm up arena, visiting athletes and horses are permitted to train / familiarise themselves with the arena and surrounds on the day prior to the event. Times for this must be published in the Show Schedule.

The arena will close 1 hour before the commencement of the Horse Inspection for events requiring Inspection.

8.2 Warming up

a. At least one practice arena should be placed at the disposal of the competitors preferably a minimum of two days before the event starts. **If possible**, this arena should be of the same consistency as the event arena footing. The Practice arena should be a reasonable distance from the event arenas.

b. NO warming up will be allowed in a designated event arena, whether it is in use or not. The penalty for using a designated event arena is Disqualification from the event.

c. No one other than the athlete may ride / warm up the entered horse after arrival at the venue.

d. The combination must warm up in the permitted saddlery only. Brushing boots, bandages and whips are allowed when warming up. It is not permitted for a competitor's Horse to be schooled by anyone else other than the competitor mounted in the saddle, from the start to the finish of the event. The only exception to this rule is in FEI events where a Horse may be ridden by two riders in two different classes.

e. If a Horse or athlete is seen to be behaving in a threatening or dangerous manner, which could threaten the safety of other competitors or spectators, the Steward, Organizing Committee member or Official is authorised to request the removal of this Horse and Athlete from the area.

8.3 Riding in collecting ring or practice arena

In order to extend courtesy to other riders and to prevent accidents, it is customary to practice the following conduct:

a. Pass left hand to left hand when meeting another athlete coming in the opposite direction unless he/she is in counter canter or in a lateral movement, in which case you should give way by circling.

b. Make tack adjustments outside the arena if possible or near the middle of the arena, but without obstructing the diagonal or centre lines.

c. Do not halt or walk in the outside track, but always leave room for other athletes to pass.

8.4 Competitors' responsibility

A steward or paddock marshal may be appointed to check that all saddlery and equipment conform to the rules, but it is the ultimate responsibility of competitors to ensure that they comply with the Rules.

<https://inside.fei.org/content/fei-dressage-fei-para-dressage-guidelines-use-tack-equipment-and-dress>

8.5 Competitors' conduct

Athletes, owners and trainers of competing Horses must follow instructions given to them by any official, and they must be careful not to do anything likely to upset or hinder the progress of the event.

9. Execution of tests

a. All movements contained in a test must follow in the order laid down in the test.

b. Salute: The Athlete must take the reins in one hand at the salute. The athlete must drop one hand in the salute to the judge. A whip, if carried, will be held in the rein hand. Failure to comply with these requirements will be penalised by the deduction of two marks from those that would have been awarded for the movement. The deduction of the two marks is not counted as an "Error of Course" penalty. Athletes must take the reins in one (1) hand at the salute.

c. Fall: In the case of a fall of horse and/or rider the athlete will be penalised by elimination.

d. Voice: The use of the voice in any way whatsoever or clicking of the tongue once or repeatedly is a serious fault, involving the deduction of at least 2 marks from those that would have been awarded for the movement where this occurred.

e. Resistance: Any resistance which prevents the continuation of the test for longer than twenty (20) seconds is penalised by elimination. However, resistance that may endanger athlete, horse, judges or the public will be penalised by elimination for safety reasons earlier than within twenty (20) seconds.

f. Dismounting: An athlete who dismounts in the arena, without a reason acceptable to the Jury, shall be eliminated.

g. A horse leaving the Arena with all four feet during the test will incur the following penalty:

Elimination:

- i. If the horse leaves a fully enclosed arena (gate placed after rider entered) with a surround of a minimum of 25 cm
- ii. If the horse leaves an arena, with an-opening at A not closed, **at any point other than A**. Arena surround to be a minimum of 25 cm

Minus 2 points for the current movement:

- i. If the horse leaves an arena **at the opening at A**, (when no gate has been provided)
- ii. If the horse leaves an arena at any point, with a surround **lower** than 25cm.

h. Lameness: In a case of marked lameness, the President of the Jury informs the athlete that he /she is eliminated. There is no appeal against his decision. If, however, there is any doubt as to the soundness of a horse, the athlete will be allowed to complete the test and any unevenness of pace will be penalised provided no sign of distress is evident.

i. Riding out of Order: With permission of Ground Jury. Athletes must approach the Show Convenor's who will request permission from the Ground Jury. Any athlete who disregards this rule may be subject to disqualification. **NO ATHLETE, PARENT OR ANY OTHER PERSON IS PERMITTED TO APPROACH THE JUDGES AREA.**

j. Commencement: It is recommended that the president of the ground jury allows the athlete an opportunity to ride twice around the arena before the bell is sounded. After the sound of the bell, the athlete must enter the arena as soon as possible. Exceeding 45 seconds before entering the arena after the bell has sounded will entail a penalty of two (-2) marks. The same applies to an athlete who enters the arena at A before the signal has been given. The Judge at C is responsible to time this and to ring the bell at a point where the horse is close enough to A to comply with this.

k. Retirement: If an athlete retires from a test, he/she must inform the judge of this intention by raising a hand or saluting.

l. Broken tack: The Judge's discretion should be used concerning broken tack. The comfort of the horse and the safety of the athlete should be the main concerns, but time-consuming repairs cannot be allowed. Assistance by a third party whether the athlete is mounted or dismounted may be authorised at the Judge's discretion.

m. Accuracy at markers: In a movement which must be carried out at a certain point of the arena, it should be done at the moment when the athlete's body is above this point, except in transitions where the horse approaches the letter from a diagonal or perpendicular to the point where the letters are positioned. In this case, the transitions must be done when the horse's nose reaches the track at the letter so that the horse is straight in the transition.

n. Extreme weather conditions: During extreme weather conditions or other extreme situations the President of the Ground Jury may ring the bell for interruption of the test. The affected athlete should return to complete his test when conditions so permit. It is up to the athlete whether to restart the test or commence from the point at which the interruption occurred. In either case the marks already given will not be changed.

9.1 Calling of tests

- a. In all events athletes shall have the option of having the Test called unless stipulated to the contrary in the Schedule or the test being an official FEI Test, in which case it must be ridden from memory. This will however not apply to Prix St Georges and up where the test will always be ridden from memory.
- b. Only the wording printed on the official test may be called and may be repeated.
- c. Athletes shall provide their own callers.
- d. Any error in riding the Test, whether by reason of faulty calling or not, shall be penalised as per rule.
- e. Any outside help by voice, signs, etc. is considered as illegal or unauthorised assistance to a rider or to his horse. An athlete or horse receiving unauthorised assistance must be eliminated. Callers / Athletes should NOT talk to each other UNTIL THE HORSE AND ATHLETE HAS LEFT THE EVENT ARENA
- f. If the incorrect test is called the Judge may provide the caller with a correct test and allow the athlete to continue the test after deducting the relevant marks for Error of Course.

9.2 Freestyle

In the event where a horse/rider requests permission from the Organising Committee to ride a Freestyle test to music, Dressage South Africa Rules will apply. <https://www.dressagesa.com/rules-2/>

10. Judge's Test Sheets

10.1 Time of tests

Only Freestyle tests are timed. The time shown on the other judge's sheet is for information only.

10.2 Marking

a. All movements, and certain transitions from one to another, which have to be marked by the Judges, are numbered on the Judge's sheet.

They are marked from 0 to 10 by each Judge, 0 being the lowest and 10 the highest mark. In all tests, half marks may be given in their full range from 0.5 up to 9.5 for all scores (i.e., movements and collective marks).

a. The scale of marks is as follows:

10	Excellent	6	Satisfactory	2	Bad
9	Very good	5	Sufficient	1	Very bad
8	Good	4	Insufficient	0	Not executed
7	Fairly good	3	Fairly bad		

b. Collective marks, if applicable, are awarded, after the competitor has finished his performance for:

Collective marks are indicated on each test sheet

Each collective mark is awarded from 0 to 10.

c. In the event of two or more competitors' having equal total marks, the collective marks should be added together, and the horse with the higher collective marks should take the higher placing. If the total of the collective marks is also equal, the Horses concerned will be given the same placing and grading points in accordance with these marks.

d. Error of course and Error of Execution

Applicable to USDF and 7 Nations Dressage Challenge tests

Error of Course

Every error of course whether the bell was sounded or not, must be penalised:

The first time by: 2 points.

The second by 4 points.

The third time the competitor is eliminated.

Error of Execution

Every error of execution, whether the bell was sounded or not, must be penalised by the deduction of 2 marks. These deductions are not cumulative and the combination will not be eliminated.

Applicable to FEI Dressage World Challenge tests

To be deducted / penalty points

Errors of course are penalised

1st error = 2 percentage points

2nd error = Elimination

Other Penalties – Technical faults: 0.5% (percentage points) to be deducted per fault.

10.3 Sitting and rising

In all tests, trot work must be executed as instructed on the score sheets, unless otherwise stated in competition rules.

10.4 Voice

The use of voice is not allowed and will result in the loss of two marks from those marks awarded for the movement in which voice was used. These are not cumulative and will not result in elimination

10.5 Judges' sheets

- a. One marking sheets per Horse per judge will be required and should be obtained from the organizers of the event.
- b. Competitors may be given their judging sheets on completion of the class but only after the judge has sanctioned their distribution. Competitors taking part in two dressage classes on the same day and judged by the same judge ARE not to have access to their judging sheets until completion of the second class. Any athletes or connections who take or read sheets prior to agreed release may be subject to disqualification.
- c. Judges' marking sheets with remarks written by the judge must be treated as confidential until given to the competitor, when they become his or her private property. The organisers of an event are not obliged to make public any information other than the total marks awarded and the classification of results.

10.6 Judges' / Officials Decision Final

In all cases, the Judge's or Show Convenors decision is final. Any complaint against a Judge, or Official must be made in writing to the Show Convenor or Ground Jury not later than 30 minutes after the alleged incident occurs. All complaints must be made in writing. For clarification on the procedure of lodging a complaint, please see ZANEF Rules and Regulations.

Chapter 4 - Protests & Disciplinary Action at an Event or Otherwise under Jurisdiction of Federation

The decision of the President of the Ground Jury, with regards to scoring, is final.

11. Prize giving

Prizes and rosettes in kind.

Rosettes may be awarded as follows: 1 place per 3 riders.

Prize giving at all events are compulsory, failure to attend entails losing the prize and rosette. Exception can only be granted by the President of the Ground Jury or Judge at C.

Proper dress code should be adhered to, please see point 16.

12. ZANEF Premier Events

There are three Premier events for dressage in the year as follows:

12.1 National Championships

Training, First, Second, Third and Fourth Level.

The event shall consist of 3 USDF tests. The winner will be the athlete achieving the highest average percentage out of the 3 tests. A Horse may only compete in one grade with the exception that Open riders may not compete in Training Level classes at National Championships

Fourth Level, PSG Grades and above:

The event shall consist of 2 tests. The winner will be the athlete achieving the highest average percentage out of the 2 tests

12.2 The FEI World Dressage Challenge & Seven Nations & ACES Dressage Challenge.

FEI Dressage World Challenge Rules apply to FEI DWC, 7 Nations Dressage Challenge Rules apply to 7NC

12.3 Derby or one other

Training, First, Second, Third and Fourth Level

The event shall consist of 3 USDF tests. The winner will be the athlete achieving the highest average percentage out of the 3 tests. A Horse may only compete in one grade with the exception that Open riders may not compete in Training Level classes at the Dressage Derby.

Fourth Level, PSG Grades and above:

The event shall consist of 2 tests. The winner will be the athlete achieving the highest average percentage out of the 2 tests.

13. End of year awards.

The end of year Dressage awards will be as follows:

- a. Adult Leading Rider – with the most grading points
- b. Junior Leading Rider – with the most grading points
- c. Child Leading Rider – with the most grading points
- d. Best Combination of the year – with the most grading points
- e. Highest percentage achieved –at Winter Challenge, The Dressage Derby or National Dressage Championship at First Level and above.

14. Federation Executive Committee Powers

- a. Committee members have the power to amend and interpret these regulations and the draft document will be presented at the annual AGM or a SGM for voting.
- b. The Committee will be the sole judge of the qualifications of any Horse or Athlete to compete in any grade, and may at its discretion, alter the qualifications of any Horse or Athlete to a lower or higher grade.
- c. The Committee reserves the right to retest any judge or remove him/her from the official's list.

15 Liability

All Members and Affiliated Club members competing in Events under the auspices of the Federation, compete at their own risk. Neither the Executive Committee nor the Organizing Committee of an Event to which these rules apply accept liability for any accident, damage, injury of spectators, or any other person or property whatsoever

16. Athletes Dress Code

Body protectors are allowed for USDF Introductory level tests only.

The body protector may be used instead of a jacket in this level

The body protector should comply with International safety standards.

Training level and above

COATS:	Black, Navy or Conservative colour (Tail coats may be worn from Fourth Level)
HATS:	Protective Headgear
BREECHES:	White
BOOTS:	Black long boots or Jodhpur boots with leather gaiters.
SHIRTS:	White or a conservative pattern with a collar
TIES/ STOCKS:	White or the same colour as the coat. Conservative pattern
GLOVES:	Black, White, Navy or matching the coat

WHIP/SPURS - Adults / Juniors / Children and Child Riders.

16.1 Whips

a. In FEI Events and events run under FEI Rules, whips are not permitted, no matter what the level of test or classification of rider. In this instance the whip is to be dropped outside of the arena enclosure and horse and rider may not circle the arena carrying a whip before commencement of the test. Failure to do so will result in 2 penalty points being deducted.

b. In all events run under ZANEF Rules, whips are permitted.

A Dressage Whip length for Adult and Junior Riders may not exceed a maximum length of 110cm (including the tassel), and for **Child Riders total maximum length is 100cm (including the tassel)**. The use of jumping crops is permitted for ALL Rider's in Training and Introductory Level tests only. The use of one whip, as above, in the practice area is allowed at all events. Only the rider when riding, walking, leading or lunging a horse (standard length lunge whip allowed), is allowed to carry a whip (maximum 1.20cm) anywhere on the showground. The groom may also walk, lead and lunge a horse as above. Other parties are allowed to carry a whip, provided it is not in connection with the training of the horse. Showing canes are not permitted to be carried when riding a test.

16.2 SPURS - Adults / Juniors

a. Spurs are allowed for Adults in all classes and must be made of metal. The shank must be either curved or straight pointing directly back from the centre of the spur when on the rider's boot. The arms of the spur must be smooth. If rowels are used, they must be blunt/smooth (no sharp edges) and free to rotate.

b. See FEI Rules

Metal spurs with round hard plastic knobs are allowed ("Impulse" spur). "Dummy" spurs with no shank are allowed.

16.3 SPURS - Child Riders

Spurs are only allowed from Second level and above.

Permitted:

Blunt metal spurs no longer than 3 ½cm (3.5cm) are allowed.

Gooseneck spurs are permitted.

The length is measured from the boot to the tip of the spur.

Rowels on spurs are permitted, however if they are used the rowels must be free to rotate and the rowel must be round and smooth.

Notes

1. Protective Headgear is required in both the event and in the practice arena for the duration of the show. **HEADGEAR SHOULD FIT PROPERLY AND COMPLY TO SAFETY STANDARDS. IF NOT, THE PGJ, ZANEF OFFICIAL OR ORGANISING COMMITTEE MAY STOP A RIDER FROM ENTERING THE ARENA UNTIL THE HELMET HAS BEEN ADJUSTED OR AN ALTERNATIVE PLAN HAS BEEN MADE.**

2. Hair must always be neatly contained under headgear.

3. Tail coats may be worn Fourth Level FEI Prix St George upwards by Adult athletes.

4. Leggings are defined as black leather gaiters worn over jodhpur boots.

5. For Freestyle only, any single colour tailcoat will be allowed. Striped or multi coloured coats are not permitted. Tasteful and discreet accents, such as a collar of a different hue, modest piping, or crystal decorations are acceptable. Dress may vary according to show schedule for Freestyle and Quadrilles.

17. Permitted Saddlery and Tack

17.1. Saddles

a. General purpose and Dressage saddles may be used.

b. Numnahs or Saddle Cloths, white or off white, with trim in conservative colours, are permitted and should be neat and not larger than necessary. Gel, air, foam or sheepskin pads may be used under saddles.

c. Saddle covers are NOT permitted (e.g., Sheepskin or similar covering).

d. Breastplates are permitted but may not be used for events run under FEI rules.

e. Neck straps are permitted in USDF Introductory Level only. Not permitted in tests run under FEI Rules

f. Cruppers on ponies are permitted but may not be used for events run under FEI rules.

17.2 Permitted Bridles

Bridles shall be as per instruction on the official tests and as per FEI Rules

Bridles shall be black or brown leather or synthetic material (black or brown).

Padding is allowed on bridles both under the bridle and stitched into the leather.

Grass reins are permitted for Child Riders in ZANEF Introductory Tests and DSA Prelim Tests. Grass reins to be made of leather or black or brown synthetic materials

17.3 Permitted Bits

All bits permitted by the FEI Dressage Rules are allowed depending on the test ridden. Bits or materials specifically disallowed by FEI will not be allowed. Bits of synthetic materials are permitted.

a. Bit guards are NOT permitted.

- b. The minimum diameter of snaffle bits at the bars of the horse's mouth has been fixed as per FEI Rules. This is measured either against the outer loose ring, or at the beginning of the radius on egg-butt and similar snaffles. The diameter of the mouthpiece of the bridoon must be such so as not to hurt the horse. Pelhams with connectors are allowed for Introductory level classes only.
- c. When using a double bridle, the Bridoon and Curb bits must be made of metal or rigid plastic and may be covered with rubber/latex. Lip strap and rubber or leather cover for curb chain is optional (see plates and captions). Curb chains can be made of metal, leather or rubber.
- d. The lever arm of the curb bit is limited to measurements set out in the FEI Rules
- e. It is acceptable that there will be variations in the manufacture of the examples, but the rule in regard to variations in manufacture should be interpreted with the intention that the welfare of the horse, together with the best schooling principles, should be the only consideration

17.4 Nosebands

- a. Either a dropped noseband or a Cavesson as illustrated in Appendix may be used with a snaffle bridle, but not both. A cavesson noseband, whether used with a snaffle or double Bridle, may never be so tightly fixed as to harm the horse. The decision of the President of the Ground Jury shall be final.
- b. A Mexican noseband or Crossed/Flash noseband as illustrated in Appendix is also permitted with a snaffle bridle.
See FEI Rules

18. Prohibited Saddlery In The Arena

In addition to the items of saddlery and/or equipment described as permitted or prohibited above, the following items of saddlery and/or equipment are listed as prohibited.

- a. Martingales, bit guards, nasal strips and any kind of gadget (such as bearing, side, running or balancing rein etc. any kind of boots or bandages and any form of blinkers, including earmuffs are disallowed under penalty of elimination. Ear muffs are, however, allowed at mounted Prize giving. Neck straps (USDF Introductory Level only) are allowed with the exception of events run under FEI Rules.
- b. Notwithstanding (a) the President of the Jury may authorise the strapping up of a wound with Elastoplast or similar provided he is satisfied that such strapping up in no way affects the soundness of the horse.
- c. Any decoration of the horse with extravagant items such as ribbons or flowers etc. in the tail is strictly forbidden. Normal plaiting of the horse's mane or tail, however, is allowed. False tails are permitted only with prior permission from the President of the Ground Jury. (In an official FEI event, permission from the FEI must be obtained.) False tails may have no metal parts.
- d. Protective fly hoods are permitted for outdoor events. However, these will be systematically checked by Stewards at the end of the test to ensure that nothing prohibited has been added. The fly hoods should be discreet and should not cover the horses' eyes.

Nose Nets / Other Nets





- i. Only permitted to be used in events on approval by the President of the Ground Jury
- ii. The nose net must be made of transparent material and not cover the mouth or bit.
- iii. All nets other than a nose net, must be accompanied by a letter from a veterinarian and can be used with approval from the President of the Ground Jury.
- e. Conditions of participation for Para-equestrian athletes: Following approval by ZANEF, athletes are allowed to compete in Dressage Events using compensatory aids according to their respective degree of disability as defined by FEI PE ID card or the International Paralympic Equestrian Committee (IPEC). Any such applications for participation in ZANEF Dressage events must be approved by the ZANEF prior to entry. Each case will be considered individually and once approved need not be submitted again unless the aids are changed.
- f. Earphones and other electronic communication devices are strictly prohibited, and such usage is penalized by elimination. Earphones and similar devices are however allowed during training and warm up.







- 6. Waistcoats may be worn, with permission from the organising committee, at shows below CDN status.
- 7. Shirts must have short sleeves and collars when riding without jackets. Military or Police uniform may be worn at all events.

8. Jacket colour must be dark or muted in colour. Contrast colouring and piping is allowed.


9. Under penalty of elimination, the use of earphones is strictly forbidden. They are, however, allowed in the warm up.

Topics		Use permitted
Bridle / Nosebands / Reins		
All items of saddle used must align with the FEI Dressage Rules articles 427 and 428 or FEI Para Dressage Rules articles 8427 and 8428.		
The bit can be attached to the reins and cheek pieces only.		
Noseband check		
Dressage Rules art 428.2.1.5 / Para Dressage Rules art 8428.1.2.5: At any level of competition, a noseband may never be so tightly fixed that it causes harm to the horse and must be checked as per the Stewards Manual noseband protocol. If it happens again the rider should receive a yellow card for not following the instruction of the steward.		
Stewards Manual Dressage Annex IX / Stewards Manual Para Dressage Annex V In case of an apparent overlightened noseband during the horse's warm-up, the appointed tack control steward is entitled to conduct the check also during the warm-up and, in case of the noseband being overlightened, ask the athlete to loosen the noseband. The noseband of the horse will be checked again by the same steward after the horse has finished the test. If the noseband is still too tight after the second check, the Chief Steward will give a Yellow Warning Card to the athlete.		
 	<p>A double bridle uses a cavesson noseband, a bridle, a curb and a curb chain.</p> <p>Dressage Rules Art 428.2.2: It is required at CD1/CD10*/J4*/S*/J2S, CD1-Wb and Championships/Games (except Ponies, Children, Juniors and Young Riders) 2.2.1 A snaffle bridle or double bridle is allowed in CD11* and 2*, CD102*, CE1L, CD10L, CD1Y, CD10Y, CD1Am and CD1Yr for seven (7) year old Horses and Junior and Young Rider Championships. 2.2.2 - not allowed for CD1P/CK, CD10P/CK, Ponies and Children Championships, CD1Yr for five (5) and six (6) year old Horses, and as marked on test sheets.</p> <p>Para Dressage Rules Art. 8428.1.2 Double bridle is optional</p>	<p>Dressage* (see note)</p> <p>**dependent on Event</p> <p>Para Dressage</p>

<p>Snaffle Bridle (with Cavesson noseband)</p> 	<p>Dressage Rules art. 428.2.2 2.2.1 A snaffle bridle or double bridle is allowed in CD11* and 2*, CD102*, CE1L, CD10L, CD1Y, CD10Y, CD1Am and CD1Yr for seven (7) year old Horses and Junior and Young Rider Championships. 2.2.2 For CD1P/CK, CD10P/CK, Ponies and Children Championships, CD1Yr for five (5) and six (6) year old Horses, and as marked on test sheets, a snaffle bridle is to be used.</p> <p>Para Dressage Rules Art. 8428.1.2 Snaffle bridle is optional</p>	<p>Dressage* (see note)</p> <p>**dependent on Event</p> <p>Para Dressage</p>
<p>Dropped Noseband</p> 	<p>Dressage: *This noseband is allowed for Events where a snaffle bridle is allowed</p> <p>Dressage Rules art. 428.2.2.3 Para Dressage Rules Art. 8428.1.2.3</p>	<p>Dressage *</p> <p>**dependent on Event</p> <p>Para Dressage</p>
<p>Flask Strap</p>  	<p>Dressage: *This noseband is allowed for Events where a snaffle bridle is allowed</p> <p>Dressage Rules art. 428.2.2.3 Para Dressage Rules Art. 8428.1.2.3</p>	<p>Dressage *</p> <p>**dependent on Event</p> <p>Para Dressage</p>




<p>Crossed/Mexican/Crankle Noseband</p>   	<p>Dressage: *This noseband is allowed for Events where a snaffle bridle is allowed</p> <p>Dressage Rules art. 428.2.2.3 Para Dressage Rules Art. 8428.1.2.3</p>	<p>Dressage *</p> <p>**dependent on Event</p> <p>Para Dressage</p>
<p>Combined Noseband</p>  	<p>Dressage: *This noseband is allowed for Events where a snaffle bridle is allowed</p> <p>Dressage Rules art. 428.2.2.3 Para Dressage Rules Art. 8428.1.2.3</p>	<p>Dressage *</p> <p>**dependent on Event</p> <p>Para Dressage</p>
<p>Milken Style Bridle</p> 	<p>Dressage: *This noseband is allowed for Events where a snaffle bridle is allowed</p> <p>In the case of the Milken bridle, Stewards will have to assess if the upper strap is sufficiently maintaining the bridle in place and can be considered as a throat lach, please see below.</p> <p>Dressage Rules art. 428.2.2.3 Para Dressage Rules Art. 8428.1.2.3</p>	<p>Dressage *</p> <p>**dependent on Event</p> <p>Para Dressage</p>

FEI DRESSAGE

<p>Micklen Style Bridle</p> 	<p>The upper strap can be considered as a throat lash if it is correctly fitted.</p> <p>Dressage Rules art. 428.2.1.3 Para Dressage Rules Art. 8428.1.2.4</p>	<p>Dressage * (see note) *dependant on Event Para Dressage</p> <p style="text-align: center;">✔ ✔</p>
<p>Micklen Style Bridle</p> 	<p>The upper strap is too low to be considered a throat lash.</p> <p>Dressage Rules art. 428.2.1.3 Para Dressage Rules Art. 8428.1.2.4</p>	<p>Dressage Para Dressage</p> <p style="text-align: center;">✘ ✘</p>
<p>Micklen Bridle with clips</p> 	<p>Dressage and Para Dressage: no clips allowed on the Micklen bridles in ANY material as it is considered a gadget</p> <p>Dressage Rules art 428.2</p>	<p>Dressage Para Dressage</p> <p style="text-align: center;">✘ ✘</p>

3

FEI DRESSAGE

<p>High Jump Bridle</p> 	<p>Allowed as it is a variation of the Micklen bridle.</p> <p>Dressage: *This noseband is allowed for Events where a snaffle bridle is allowed</p> <p>Dressage Rules art. 428.2.2.3 Para Dressage Rules art. 8428.1.2.8</p>	<p>Dressage * *dependant on Event Para Dressage</p> <p style="text-align: center;">✔ ✔</p>
<p>Monarch Bridle</p> 	<p>Allowed as it is a variation of the Micklen bridle.</p> <p>Dressage: *This noseband is allowed for Events where a snaffle bridle is allowed</p> <p>Dressage Rules art. 428.2.2.3 Para Dressage Rules art. 8428.1.2.8</p>	<p>Dressage * *dependant on Event Para Dressage</p> <p style="text-align: center;">✔ ✔</p>
<p>Variation of Micklen without a complete noseband</p> 	<p>Dressage and Para Dressage: Not included in the list of permitted nosebands as it is a variant of a micklen but without a complete noseband so would have a different effect on the horse.</p> <p>Dressage Rules art. 428.2.2.3 Para Dressage Rules art. 8428.1.2.8</p>	<p>Dressage Para Dressage</p> <p style="text-align: center;">✘ ✘</p>

4

FEI DRESSAGE







<p>Mixed Noseband</p> 	<p>Dressage and Para Dressage: Not included in the list of permitted nosebands for Dressage as mix of cavesson and drop noseband.</p> <p>Dressage Rules art. 428.2.2.3 Para Dressage Rules art. 8428.1.2.8</p>	<p>Dressage Para Dressage</p> <p style="text-align: center;">✘ ✘</p>
<p>Noseband with metal sliding system attached to cheek piece</p> 	<p>Except for buckles and padding the headstall and noseband must be entirely of leather or leather-like material.</p> <p>Dressage Rules art 428.2.1 Para Dressage Rules art 8428.1.2.1</p>	<p>Dressage Para Dressage</p> <p style="text-align: center;">✘ ✘</p>
<p>Head Piece with flexible central section</p> 	<p>Dressage Rules art. 428.2.1.2 Para Dressage Rules art. 8428.1.2.3</p>	<p>Dressage Para Dressage</p> <p style="text-align: center;">✔ ✔</p>

FEI DRESSAGE

<p>Bridle</p>  <p>Crown piece may not extend beyond the two ears.</p>	<p>Variation of combined bridle authorized.</p> <p>Dressage rules: art. 428.2.1.2 & Annex 11</p> <p>2.1.2 The crownpiece of the bridle must be immediately behind the poll and may extend forward onto the poll but must not be fitted to lie behind the skull.</p> <p>Annex 11 (Image): The crown piece may not extend beyond the two ears.</p> <p>Para Dressage rules: art. 8428.1.2.3 & Annex 11</p> <p>2.1.2 The crownpiece of the bridle must be immediately behind the poll and may extend forward onto the poll but must not be fitted to lie behind the skull.</p> <p>Annex 11 (Image): The crown piece may not extend beyond the two ears.</p>	<p>Dressage </p> <p>Para Dressage </p>
<p>Adjustable and padded V-headpiece.</p> 	<p>Dressage rules: art. 428.2.1.2 & Annex 11</p> <p>Para Dressage rules: art. 8428.1.2.3 & Annex 11</p>	<p>Dressage </p> <p>Para Dressage </p>

10

FEI DRESSAGE

<p>Elastic Insert</p>  <p>Clarik Concept for reins and cheek piece by PI of Sweden.</p> <p>Also see from manufacturer's website: www.clarik.com</p> <p>Elastic is allowed up here as the elastic piece is in contact with the leather.</p> <p>The bit will only and always be in contact with leather, never anything else.</p> <p>Leather, Elastic, Leather, Leather</p> <p>PI of Sweden, 26.07.2010</p>	<p>Elastic insert are permitted in the crownpiece and cheek piece only and must not be in direct contact with the horse or the bit.</p> <p>Dressage rules: art. 428.2.1</p> <p>Para Dressage Rules art 8428.1.2.1</p>	<p>Dressage </p> <p>Para Dressage </p>
<p>Clip instead of buckle</p> 	<p>Small clips can be used in the same way as buckles on the bridles. Clips should not be used on the bit.</p> <p>Dressage rules art. 428.2.1</p> <p>Para Dressage Rules art 8428.1.2.1</p>	<p>Dressage </p> <p>Para Dressage </p>

11

FEI DRESSAGE

<p>Browband</p> 	<p>Browband with decoration on top of leather and browband with decoration only (except where parts that attach to the crownpiece or headstall) are allowed.</p> <p>Dressage rules art. 428.2.1.1</p> <p>Para Dressage Rules art 8428.1.2.2</p>	<p>Dressage </p> <p>Para Dressage </p>
<p>Bridle with double throatlash</p> 	<p>Not allowed as not included in the list of permitted bridles.</p> <p>Dressage rules art. 428.2.1.3 and Annex 11</p> <p>Para Dressage Rules art 8428.1.2.4 and Annex 11</p>	<p>Dressage </p> <p>Para Dressage </p>
<p>Blinkers</p> 	<p>Dressage and Para Dressage: Any form of blinkers are considered as gadgets and therefore not allowed.</p> <p>Dressage Rules art 428.5</p> <p>Para Dressage art 8428.1.2.6</p>	<p>Dressage </p> <p>Para Dressage </p>

FEI DRESSAGE

<p>Tongue Strap</p> 	<p>Not allowed, as the lower bit strap places restraint on the tongue.</p> <p>Dressage rules art. 428.3 Para Dressage Rules art. 8428.1.3</p>	<p>Dressage ✗</p> <p>Para Dressage ✗</p>
<p>Leather or leather-like reins</p> 	<p>Reins must not be made from rope or rope-like material.</p> <p>Dressage Rules art. 428.2.1.4 Para Dressage Rules art. 8428.1.2.5</p>	<p>Dressage ✔</p> <p>Para Dressage ✔</p>
<p>Nylon/Cotton/Synthetic material reins</p> 	<p>Reins must not be made from rope or rope-like material.</p> <p>Dressage Rules art. 428.2.1.4 Para Dressage Rules art. 8428.1.2.5</p>	<p>Dressage ✔</p> <p>Para Dressage ✔</p>

13

FEI DRESSAGE

<p>Rubber Reins</p> 	<p>Reins must not be made from rope or rope-like material.</p> <p>Dressage Rules art. 428.2.1.4 Para Dressage Rules art. 8428.1.2.5</p>	<p>Dressage ✔</p> <p>Para Dressage ✔</p>
<p>Elastic Inserts</p> 	<p>Dressage: Non-essential or attachments are not allowed.</p> <p>Para Dressage: elastic rein inserts are a standard compensating aid.</p> <p>Dressage Rules art. 428.2.1.4 Para Dressage Rules 8428.2.4.1</p>	<p>Dressage ✗</p> <p>Para Dressage ✔</p> <p>*Please see note</p>

14

FEI DRESSAGE

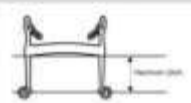
<p>Laced or notched reins</p> 	<p>Reins must not be made from rope or rope-like material.</p> <p>Dressage Rules art. 428.2.1.4 Para Dressage Rules art. 8428.1.2.5</p>	<p>Dressage ✔</p> <p>Para Dressage ✔</p>
<p>Reins with hand stoppers</p> 	<p>Dressage: any type of big hand stoppers are not allowed as it is considered as a gadget.</p> <p>Para Dressage: knotted reins or stoppers are considered a standard compensating aid. Please see the rules for number and size of knots/stops.</p> <p>Dressage Rules art. 428.2.1.4 Para Dressage Rules art. 8428.2.4.5</p>	<p>Dressage ✗</p> <p>Para Dressage ✔</p> <p>*Please see note</p>
<p>Rope Reins</p> 	<p>Reins must not be made from rope or rope-like material.</p> <p>Dressage Rules art. 428.2.1.4 Para Dressage Rules art. 8428.1.2.5</p>	<p>Dressage ✗</p> <p>Para Dressage ✗</p>

FEI DRESSAGE

<p>Rain Attachments</p> 	<p>A rein is a continuous, uninterrupted strap or line from the bit to the hand. Rein additions or attachments are not allowed.</p> <p>Dressage Rules art 428.3.1.4 Para Dressage Rules art 8428.1.2.9</p>	<p>Dressage</p>  <p>Para Dressage</p> 
--	--	--











16

FEI DRESSAGE








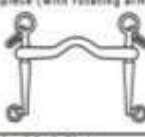
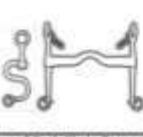
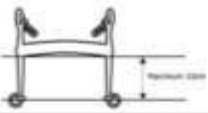

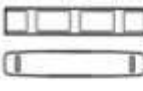
<p>Bits</p>	
<ul style="list-style-type: none"> Diameter of bits The diameter of the mouthpiece is measured adjacent to the rings or the cheeks of the mouthpiece (Dressage Rules art 428.3, Para Dressage Rules art 8428.1.3) Curb – minimum diameter to be twelve millimetres (12mm) Bridles – minimum diameter to be ten millimetres (10mm) Snaffles – minimum diameter to be twelve millimetres (12mm) for horses and ten millimetres (10mm) for ponies <i>Note:</i> The diameter should not be measured systematically but in case of doubt Curb Lever Arm (Dressage Rules art 428.3.3.1, Para Dressage Rules art 8428.1.3.3.1) The length of the lever arm below the mouthpiece of the curb bit is limited to ten centimetres (10 cm). The upper cheek must not be longer than the lower cheek. If the curb has a sliding mouthpiece, the lever arm of the curb bit below the mouthpiece should not measure more than ten centimetres (10 cm) when the mouthpiece is at the uppermost position. 	 <p><small>Maximum 10cm</small></p>

17

FEI DRESSAGE

<p>Permitted Cheek Pieces (Snaffle and Bridle) (Images from Annex 11)</p>		
<p>Example of Loose Ring</p> 	<p>Example of Eggbutt</p> 	<p>Example of D-Ring</p> 
<p>Example of Upper Cheek</p> 	<p>Example of Full Cheek</p> 	<p>Example of Hanging Cheek</p> 
<p>Example of Fulmer cheek</p> 		
<p>Permitted Mouthpieces (Snaffle and Bridle) (Images from Annex 11)</p>		
<p>Example of a single jointed mouthpiece</p> 	<p>Example of a double jointed mouthpiece</p> 	<p>Example of a double jointed mouthpiece</p> 

FEI DRESSAGE

Example of unjointed mouthpiece 	Example of a barrel joint 	Example of a ball joint 
Example of double ball joint 	Example of a centre piece with a roller 	Port deviation measurements (scaffles and curbs) 
Permitted Curb Bits (images from Annex 11)		
Example of a Curb with straight cheeks 	Example of a Curb with port and sliding mouthpiece (with rotating arms) 	Example of a Curb with 3 cheeks 
	Example of Curb Chain 	Examples of Curb Chain Covers 

19

FEI DRESSAGE













Hanging cheeks 	Dressage: *This cheek piece is allowed for Events where a snaffle bridle is allowed Dressage rules art. 428.3.1.1 Para Dressage Rules art. 8428.1.3.1.1	Dressage * Para Dressage 
Hanging cheek with cheek piece attached to the mouthpiece and a loose ring 	The cheek is not as per those described and pictured in the rules so is not allowed. Dressage rules art. 428.3.1.1 and Annex 11 Para Dressage Rules art. 8428.1.3.1.1 and Annex 11	Dressage Para Dressage 
Small cheeks 	There are no maximum or minimum limits on the length of cheeks for snaffles. Dressage: *This cheek piece is allowed for Events where a snaffle bridle is allowed Dressage rules art. 428.3.1.1 Para Dressage Rules art. 8428.1.3.1.1	Dressage * Para Dressage 

20

FEI DRESSAGE

Variants of Eggbutt cheeks 	Allowed as it has the same effect on the horse as a standard eggbutt cheek. Dressage rules art. 428.3.1.1/3.3.1 Para Dressage Rules art. 8428.1.3.1.1 / 1.3.2.1	Dressage Para Dressage 
Bit guards 	Not allowed as gadget, they can hide signs of bleeding from the mouth. Dressage rules: art. 428.5	Dressage Para Dressage 
"Golden wing" bits 	Bit not permitted for Dressage as the "Golden wing" acts as bit guards and therefore, are considered as gadget. Dressage rules: art. 428.5	Dressage Para Dressage 

FEI DRESSAGE

<p>Bit with disc on sides</p> 	<p>Dressage: not allowed as small discs on sides act as bit guards and therefore, are considered as gadget</p> <p>Dressage rules: art. 428.5</p>	<p>Dressage</p>  <p>Para Dressage</p> 
<p>Full cheek with extra rings</p> 	<p>Not allowed as small discs on sides act as bit guards and therefore, are considered as gadget</p> <p>Dressage rules: art. 428.5</p>	<p>Dressage</p>  <p>Para Dressage</p> 
<p>Loose Ring with sleeve fitted around part of the ring</p> 	<p>This is allowed as per the rules.</p> <p>Dressage Rules art 428.3.1.1 Para Dressage Rules art 8428.1.3.1.1</p>	<p>Dressage</p>  <p>Para Dressage</p> 
<p>Hanging Cheek with rotating arms/mouthpiece</p> 	<p>The Hanging cheek with rotating arm is not allowed as the cheek piece is different from the standard cheek piece included in Annex 11 of the Dressage and Para Dressage Rules. The rules do not allow for rotating mouthpieces.</p>	<p>Dressage</p>  <p>Para Dressage</p> 

22

FEI DRESSAGE



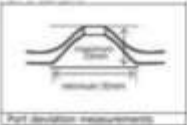

<p>Curb with rotating arms/mouthpiece</p> 	<p>Curbs with arms rotating around the mouthpiece are not allowed as the rotation allows the mouthpiece to rotate fully in the horses mouth which is not allowed for in the Rules. The rules do not allow for rotating mouthpieces.</p>	<p>Dressage</p>  <p>Para Dressage</p> 
<p>Curb with kninged arms</p> 	<p>This is not as per the listed curb arms in the Rules.</p>	<p>Dressage</p>  <p>Para Dressage</p> 
<p>Curb with rotating arms</p> 	<p>Curbs with arms rotating on their own axis is permitted by the rules.</p> <p>Dressage Rules art 428.3.3.2 Para Dressage Rules art 8428.1.3.3.2</p>	<p>Dressage</p>  <p>Para Dressage</p> 

23

FEI DRESSAGE

<p>Various cheek pieces</p> 	<p>Only the permitted cheek pieces as shown in Annex 11 are allowed.</p> <p>Dressage Rules, art. 428.3.1.1 / 3.2.1 Para Dressage Rules 8428.1.3.1.1 / 1.3.2.1</p>	<p>Dressage</p>  <p>Para Dressage</p> 
<p>Soll/barrel joint</p> 	<p>Double jointed bits with barrel or Soll joint as the centre link are allowed</p> <p>Dressage rules art. 428.3.1.3/3.2.2 Para Dressage Rules art 8428.1.3.1.3 / 1.3.2.2</p>	<p>Dressage</p>  <p>Para Dressage</p> 
<p>Center piece with a roller</p> 	<p>Double jointed bits with roller as the centre link are allowed for all tests.</p> <p>Dressage rules art. 428.3.1.3/3.2.2 Para Dressage Rules art 8428.1.3.1.3 / 1.3.2.2</p>	<p>Dressage</p>  <p>Para Dressage</p> 

FEI DRESSAGE

<p>Snaffle bits with a ported/lifted mouthpiece</p>  <p>Port deviation measurements</p>	<p>A double jointed snaffle or snaffle with rotating mouthpiece may be adapted to allow tongue relief, permitted if the maximum height is 30mm from the lower part of the side of the tongue to the highest point of the deviation and must have a minimum width of 30mm. The deviation may be forward but not downwards.</p> <p>Dressage rules art 428.3.1.4 Para Dressage rules art 8428.1.3.1.4</p>	<p>Dressage* ✓ Para Dressage ✓</p>
<p>Curb bits with a ported/lifted mouthpiece</p> 	<p>Curb bit with a lifted mouthpiece are permitted if the maximum height of the deviation is 50 mm from the lower part of tongue side to the highest part of the deviation and must have a minimum width of 30mm. The deviation may be forward but not downwards.</p> <p>Dressage rules: art. 428.3.3.3 Para Dressage rules art 8428.1.3.3.3</p>	<p>Dressage ✓ Para Dressage ✓</p>
<p>Curb with downward height deviation</p>  <p>Port deviation measurements</p> 	<p>Bits permitted if the maximum height is 30mm from the lower part of the side of the tongue to the highest point of the deviation and must have a minimum width of 30mm. The height difference should not be downwards.</p> <p>Dressage rules art 428.3.3.3 Para Dressage rules art 8428.1.3.3.3</p>	<p>Dressage ✗ Para Dressage ✗</p>

25

FEI DRESSAGE

<p>Jointed, rotating mouthpiece on a curb</p> 	<p>The rules do not allow for a jointed curb or a curb with rotation in the mouthpiece.</p> <p>Dressage Rules art 428.3.3 Para Dressage Rules art 8428.1.3.3</p>	<p>Dressage ✗ Para Dressage ✗</p>
<p>Jointed mouthpiece with tilted centre piece</p> 	<p>The centre link may be tilted in a different orientation from the mouthpiece but must have rounded edges.</p> <p>Dressage rules: art. 428.3.1.3 Para Dressage rules art 8428.1.3.1.3</p>	<p>Dressage ✓ Para Dressage ✓</p>
<p>Double jointed</p> 	<p>This bit is allowed, as corresponding of a double jointed mouthpieces, with rounded edges.</p> <p>Dressage rules: art. 428.3.1.3 Para Dressage rules art 8428.1.3.1.3</p>	<p>Dressage ✓ Para Dressage ✓</p>

26

FEI DRESSAGE

<p>Elliptical central joint</p> 	<p>This bit is allowed, as corresponding of a double jointed mouthpieces, with rounded edges.</p> <p>Dressage rules: art. 428.3.1.3 Para Dressage rules art 8428.1.3.1.3</p>	<p>Dressage ✓ Para Dressage ✓</p>
<p>Cable bits Cable double jointed mouthpiece Cable single joint</p> 	<p>Any single or double jointed cable bits are not allowed as they are not listed in the Rules of either Dressage or Para Dressage.</p>	<p>Dressage ✗ Para Dressage ✗</p>
<p>Hybrid bits (1-Bit) as snaffle and bridle</p> 	<p>Bits must be made of metal, rigid plastic, or durable synthetic material and may be covered with rubber/lates.</p> <p>Dressage Rules: art 428.3 Para Dressage Rules: art 8428.1.3</p>	<p>Dressage ✓ Para Dressage ✓</p>
<p>Lock up joints</p> 	<p>*This mouthpiece is allowed as a snaffle. Not permitted as a bridle.</p> <p>Dressage rules: Art. 428.3.2.3 Para Dressage rules art 8428.1.3.2.3</p>	<p>Dressage* ✓ Para Dressage* ✓</p>










27

FEI DRESSAGE

<p>Abrupt thin joint</p> 	<p>The central joint must be have rounded edges.</p> <p>Dressage rules: art. 428.3.1.3 Para Dressage rules art 8428.1.3.1.3</p>	<p>Dressage  Para Dressage </p>
<p>Mouthpiece made from synthetic material</p> 	<p>Bits must be made of metal, rigid plastic or a durable synthetic material.</p> <p>Dressage rules: art. 428.3 Para Dressage rules art 8428.1.3</p>	<p>Dressage  Para Dressage </p>
<p>Leather mouthpiece</p> 	<p>Bits must be made of metal, rigid plastic or a durable synthetic material.</p> <p>Dressage rules: art. 428.3 Para Dressage rules art 8428.1.3</p>	<p>Dressage  Para Dressage </p>
<p>Bits with plate as centre link</p> 	<p>Bits with central plate as centre piece are not allowed. If the bit is put incorrectly, the edge of the plate causes excess pressure on tongue.</p> <p>The centre link must have rounded edges and be shaped so it is not a plate.</p> <p>Dressage Rules art 428.3.1.3 Para Dressage Rules art 8428.1.3.1.3</p>	<p>Dressage  Para Dressage </p>

28

FEI DRESSAGE




<p>Clarification French Link / Dr. Bristol</p> 	<p>French Link is allowed as it is similar to a standard double jointed central piece.</p> <p>Dr. Bristol is NOT allowed as it is similar to a central plate.</p> <p>Dressage Rules art 428.3.1.3 Para Dressage Rules art 8428.1.3.1.3</p>	<p>Dressage  Para Dressage </p>
<p>Mouthpiece with flat central plate</p> 	<p>The centre link must have rounded edges.</p> <p>Dressage Rules art 428.3.1.3 Para Dressage Rules art 8428.1.3.1.3</p>	<p>Dressage  Para Dressage </p>
<p>Rolling part on Mouthpiece</p> 	<p>Bits with rolling parts on the mouthpiece are not allowed as rollers and mating pieces are only allowed on the central joint of a bit, the rest of the mouthpiece must have a "smooth surface"</p> <p>Dressage Rules, art. 428.3 / 3.1.3 Para Dressage Rules 8428.1.2 / 1.3.1.3</p>	<p>Dressage  Para Dressage </p>

29

FEI DRESSAGE

<p>Mouthpiece with holes</p> 	<p>Bits must have a smooth surface.</p> <p>Dressage Rules, art. 428.3 Para Dressage Rules 8428.1.3</p>	<p>Dressage  Para Dressage </p>
<p>Wave bits</p> 	<p>Wave bits are not allowed as bits must have a smooth surface.</p> <p>Dressage Rules, art. 428.3 Para Dressage Rules 8428.1.3</p>	<p>Dressage  Para Dressage </p>
<p>Multiple joints</p> 	<p>Snaffles and Bitbouts may have up to two joints. The mouthpiece must have a smooth surface.</p> <p>Dressage Rules, art. 428.3.1.3 - 428.3.2.2 Para Dressage Rules 8428.1.3.1.3 - 8428.1.3.2.2</p>	<p>Dressage  Para Dressage </p>

FEI DRESSAGE

<p>Tongue plate</p> 	<p>Bit not allowed as the centre piece is a tongue plate and places mechanical restraint on the tongue</p> <p>Dressage Rules art 428.3.1.3 / 3.2.2 Para Dressage Rules art 8428.1.3.1.3 / 1.3.2.2</p>	<p>Dressage ✘ Para Dressage ✘</p>
<p>WTF mouth piece</p> 	<p>Bit not allowed as the centre piece has the effect of a tongue plate and places mechanical restraint on the tongue</p> <p>Dressage Rules art 428.3.1.3 / 3.2.2 Para Dressage Rules art 8428.1.3.1.3 / 1.3.2.2</p>	<p>Dressage ✘ Para Dressage ✘</p>
<p>Ring bit</p> 	<p>Bit must not place mechanical restraint upon the tongue</p> <p>Dressage Rules art 428.3.1.3 / 3.2.2 Para Dressage Rules art 8428.1.3.1.3 / 1.3.2.2</p>	<p>Dressage ✘ Para Dressage ✘</p>

31

FEI DRESSAGE

	<p>Bits must not place mechanical restraint upon the tongue</p> <p>Dressage Rules art 428.3.1.3 / 3.2.2 Para Dressage Rules art 8428.1.3.1.3 / 1.3.2.2</p>	<p>Dressage ✘ Para Dressage ✘</p>
<p>Additions to bit</p> 	<p>Bits may only be covered with rubber or latex.</p> <p>Dressage Rules art 428.3 Para Dressage Rules art 8428.1.3</p>	<p>Dressage ✘ Para Dressage ✘</p>
<p>Bit Tape to cover the mouthpiece (latex or rubber)</p> 	<p>Bits may be covered with rubber or latex.</p> <p>Dressage Rules art 428.3 Para Dressage Rules art 8428.1.3</p>	<p>Dressage ✔ Para Dressage ✔</p>

32

FEI DRESSAGE

<p>Bit Tape to create a bit guard</p> 	<p>Not allowed as acts as a bit guard.</p> <p>Dressage rules: art. 428.5</p>	<p>Dressage ✘ Para Dressage ✘</p>
<p>Curb chain clasp</p> 	<p>Curb chain hooks can be fixed or not fixed.</p> <p>Dressage rules art. 428.3.3.4 Para Dressage Rules art 8428.1.3.3.4</p>	<p>Dressage ✔ Para Dressage ✔</p>
<p>Equiamart control</p> 	<p>Not allowed as considered as gadget.</p> <p>Dressage Rules, art. 428.5 Para Dressage Rules 8428.1.3.6</p>	<p>Dressage ✘ Para Dressage ✘</p>

FEI DRESSAGE

<p>Gags</p> 	<p>Not allowed as considered as gadget, and is not a permitted cheek piece Dressage Rules, art. 428.5 Para Dressage Rules §428.1.3.6</p>	<p>Dressage  Para Dressage </p>
--	--	--

34

FEI DRESSAGE

Ear Hoods and fly masks		
<p>Ear Hoods</p> 	<p>Ear hoods are permitted for all Events and may also provide noise reduction. However, ear hoods must not cover the horse's eyes and ear plugs are not permitted, with the exception of Horse Inspections and prize-giving ceremonies. The ear hoods should be discreet in colour and design. Ear hoods may not be attached to the rouseband. Dressage Rules art 428.6.2 Para Dressage Rules art §428.1.4.2</p>	<p>Dressage  Para Dressage </p>
<p>Attached Ear Hoods</p> 	<p>Ear hoods may not be attached to the rouseband. Dressage Rules art 428.6.2 Para Dressage Rules art §428.1.4.2</p>	<p>Dressage  Para Dressage </p>

35

FEI DRESSAGE

<p>Ear plugs</p> 	<p>*Dressage: Ear plugs are allowed only at Prize giving and Horse Inspections *Para Dressage: Ear plugs are allowed only at Prize Giving Dressage Rules art 428.6.3 Para Dressage Rules art §428.1.4.3</p>	<p>Dressage  Para Dressage  *Please see note</p>
<p>Tight fitting head cover</p> 	<p>Not allowed as considered as gadget. Dressage Rules, art. 428.5 Para Dressage Rules §428.1.2.8</p>	<p>Dressage  Para Dressage </p>
<p>Fly Mask</p> 	<p>Fly masks are forbidden in the training and competition arena. Also ear hoods must not cover the horse's eyes. Dressage rules art 428.7 Para Dressage rules §428.1.4.2</p>	<p>Dressage  Para Dressage </p>

FEI DRESSAGE

Fly mask on the nose		<p>Fly masks are forbidden in the training and competition arena.</p> <p>Dressage rules art 426.7</p>	<p>Dressage </p> <p>Para Dressage </p>
----------------------	---	---	--


37

FEI DRESSAGE

Saddle and Stirrups		
<p>Dressage Saddle</p> 		
<p>Boot attached to stirrups with leeches</p> 	<p>The foot must not be attached to the stirrup.</p> <p>Dressage Rules art 428.1.1 Para Dressage Rules art 8428.1.1.2</p>	<p>Dressage </p> <p>Para Dressage </p>
<p>Magnetic stirrup</p>  <p>Magnet inserted in the foot pad of the stirrup.</p>	<p>Dressage: The foot must in no way be attached to the stirrup.</p> <p>Para Dressage: magnetic stirrups are a standard compensating aid.</p> <p>Dressage Rules art 428.1.1 Para Dressage Rules art 8428.2.6.3</p>	<p>Dressage </p> <p>Para Dressage </p>

38

FEI DRESSAGE







<p>K'Val Stirrups</p> 	<p>Dressage: K'Val stirrups are not allowed as the foot must not be enclosed.</p> <p>Para Dressage: Foot may only be enclosed at the heel. The stirrup gives support to the back too so is not allowed.</p> <p>Dressage Rules art 428.1.1 Para Dressage Rules art 8428.2.6.4</p>	<p>Dressage </p> <p>Para Dressage </p>
<p>Enclosed Stirrups</p> 	<p>Dressage: the foot must not be enclosed.</p> <p>Para Dressage: Stirrups may be enclosed at the heel.</p> <p>Dressage Rules art 428.1.1 Para Dressage Rules art 8428.2.6.4</p>	<p>Dressage </p> <p>Para Dressage </p>
<p>Safety Stirrups with open branch on the outside</p> 	<p>Safety stirrups with open branches are allowed.</p> <p>Dressage Rules art 428.1.1 Para Dressage Rules art 8428.1.1.2</p>	<p>Dressage </p> <p>Para Dressage </p>

FEI DRESSAGE

<p>Magnetic safety stirrup</p> 	<p>Dressage: The foot must in no way be attached to the stirrup Para Dressage: Magnetic stirrups are a standard compensating aid Dressage Rules art 428.1.1 Para Dressage Rules art 8428.2.5.3</p>	<p>Dressage  Para Dressage </p>
<p>Velcro stirrups</p> 	<p>The foot must not be attached to the stirrup Dressage Rules art 428.1.1 Para Dressage Rules art 8428.1.1.2</p>	<p>Dressage  Para Dressage </p>

40

FEI DRESSAGE

<p>Spurs Dressage Rules art 427.4 Spurs are compulsory except for CDIP and CDIOK, in Children and Pony competitions spurs are optional but if used, only blunt metal spurs no longer than 3.5cm are allowed. Para Dressage Rules art 8427.7 Spurs are optional</p>		
<p>Rowel Spurs with blunt tines</p> 	<p>Rowel spurs must be blunt/smooth. Blunt tines are allowed. Dressage Rules art 427.4 Para Dressage Rules art 8427.7</p>	<p>Dressage  Para Dressage </p>
<p>Rowels with sharp tines</p> 	<p>Rowel spurs must be blunt/smooth. Sharp tines are not allowed. Dressage Rules art 427.4 Para Dressage Rules art 8427.7</p>	<p>Dressage  Para Dressage </p>
<p>Spurs with Rowels</p> 	<p>Rowel spurs must be blunt/smooth Dressage Rules art 427.4 Para Dressage Rules art 8427.7</p>	<p>Dressage  Para Dressage </p>

41

FEI DRESSAGE

<p>Spurs with horizontal rowels</p> 	<p>Rowel spurs must be blunt/smooth and free to rotate Dressage Rules art 427.4 Para Dressage Rules art 8427.7</p>	<p>Dressage  Para Dressage </p>
<p>Spur with metal knobs</p> 	<p>Dressage Rules art 427.4 Para Dressage Rules art 8427.7</p>	<p>Dressage  Para Dressage </p>
<p>Spur with plastic knob</p> 	<p>Dressage Rules art 427.4 Para Dressage Rules art 8427.7</p>	<p>Dressage  Para Dressage </p>
<p>Spurs with flat disk</p> 	<p>Rowel spurs must be blunt/smooth and free to rotate Dressage Rules art 427.4 Para Dressage Rules art 8427.7</p>	<p>Dressage  Para Dressage </p>
<p>Bean Neck Spur</p> 	<p>The shank must be either curved or straight pointing directly back from the center of the spur Dressage Rules art 427.4 Para Dressage Rules art 8427.7</p>	<p>Dressage  Para Dressage </p>

42

FEI DRESSAGE

<p>Spurs with extensor at the back</p> 		<p>Spurs must be made of metal Dressage Rules art 427.4 Para Dressage Rules art 8427.7</p>	<p>Dressage ✘ Para Dressage ✘</p>
<p>Dummy spurs</p> 		<p>Dummy spurs with no sharp are allowed Dressage Rules art 427.4 Para Dressage Rules art 8427.7</p>	<p>Dressage ✔ Para Dressage ✔</p>

43

FEI DRESSAGE

<p>Other</p>			
<p>Hoof boots</p>  		<p>Hoof boots are not allowed in Dressage or Para Dressage. Nothing must cover the horses legs or feet.</p>	<p>Dressage ✘ Para Dressage ✘</p>
<p>Body bandage (spur pad/protection)</p>  		<p>Not allowed as considered a gadget Dressage Rules art 428.5</p>	<p>Dressage ✘ Para Dressage ✘</p>

44

FEI DRESSAGE

<p>Nose Tapes/straps</p> 	<p>Not allowed as considered a gadget Dressage Rules art 428.5</p>	<p>Dressage ✘ Para Dressage ✘</p>
<p>Electronic communication device</p> 	<p>Earphones and Electronic Communication devices are prohibited whilst competing. In Para Dressage radio communication is allowed where permitted as a compensating aid. Dressage Rules art 427.5 Para Dressage Rules art 8430.13.3</p>	<p>Dressage ✘ Para Dressage ✔ Please see note*</p>
<p>Electronic Tracking Device/Data Trackers</p>	<p>GPS tracking devices may be used as long as there is no way to consult them or communicate with them during the competition. They must not have any effect on the equipment, which must be used as per the rules. Dressage Rules art 427.5 Para Dressage Rules art 8430.13.3</p>	<p>Dressage ✔ Para Dressage ✔</p>